


FRIENDS OF COXE PARK




FRIENDS OF COXE PARK

Mission Statement

To revitalize and renovate the Coxe Playground and Park to create an ideal space for safe toddler and youth play as well as a focal point where neighbors meet, socialize, play, and host events. The revitalization of key aspects of the community pocket park and the renovation of major areas of the playground will contribute to:


- 1) Repairing the areas of the park which have been neglected;
- 2) Making the existing playground and equipment safer;
- 3) Mindfully incorporating historical and new ideas to improve the current layout.
- 4) This project and the subsequent maintenance will improve the quality of life for the diverse residents and families of the neighborhood by providing a safe, welcoming, vibrant, and attractive park to congregate, connect, and cultivate a community of care.



FRIENDS OF COXE PARK

What Is Great About Coxe Park?

- 1) Incredibly unique pocket park/playground that has been a community gathering spot since 1974.
- 2) The Halloween Party.
- 3) The incredible memories that the park has for so many current and former Logan Square residents.
- 4) A place for children of all ages to play, interact and learn.
- 5) Park helps facilitate one of the major goals set forth in the annual meeting of LSNA: Maintaining Logan Square as an attractive neighborhood for young families and creating an atmosphere for keeping families in the neighborhood.



FRIENDS OF COXE PARK

What Improvements Can Be Made?

- 1) Improve the aesthetics to promote community activities.
- 2) Improve the safety of the equipment for children and adults.
- 3) Improve the layout design.



FRIENDS OF COXE PARK

Wear & Tear




Benches in Need of Repair



Broken Equipment



Temporary Repairs



FRIENDS OF COXE PARK

**Soft Coat Surface In
Need of Replacement**



FRIENDS OF COXE PARK

New Safety Standards

Handbook for Public Playground Safety

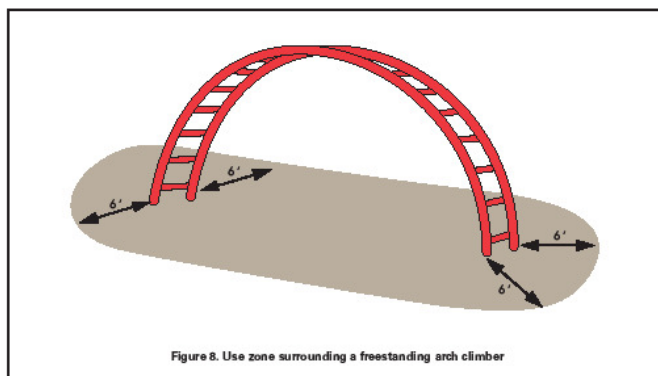


Figure 8. Use zone surrounding a freestanding arch climber

- Rungs should be generally round.
- All rungs should be secured in a manner that prevents them from turning.
- Climbing rungs should follow the same diameter recommendations as in §5.2.2.

5.3.2.1.4 Use zone

- The use zone should extend a minimum of 6 feet in all directions from the perimeter of the stand alone climber. See Figure 8.
- The use zone of a climber may overlap with neighboring equipment if the other piece of equipment allows overlapping use zones and
 - There is at least 6 feet between equipment when adjacent designated play surfaces are no more than 30 inches high, or
 - There is at least 9 feet between equipment when adjacent designated play surfaces are more than 30 inches high.

5.3.2.1.5 Other considerations

- Climbers should not have climbing bars or other rigid structural components in the interior of the climber onto

which a child may fall from a height of greater than 18 inches. See Figure 9 for an example of a climber that DOES NOT follow this consideration.




Figure 9: Climber with rigid structural components that DOES NOT meet 5.3.2.1.5


Source: Public Playground Safety Handbook (Consumer Product Safety Commission)




FRIENDS OF COXE PARK



FRIENDS OF COXE PARK




FRIENDS OF COXE PARK



FRIENDS OF COXE PARK

Multiple Surfaces Levels



FRIENDS OF COXE PARK

Process To Date

- 1) Meetings with the United Way of SEPA to help us understand some of the processes involved with renovating public spaces and raising money to accomplish FOCP goals.
- 2) Researched history of park.
- 3) Developed working proposal to act as a guide in improving the park.
- 4) Neighborhood gathering at park to generate interest in improving the park and seeking volunteers to help facilitate goals.
- 5) Meetings with Parks & Recreation to understand protocols of improving park.
- 6) Meetings with members of LSNA to help determine options and understand all stakeholders.
- 7) Evolve Foundation acting as fiscal sponsor.
- 8) Applied to the Community Design Collaborative to help in the design of the park.



FRIENDS OF COXE PARK

Next Steps

- Fundraising campaign to secure funds for improvements.
- Large scale neighborhood meeting with members of Parks & Recreation. Time and date to be determined. Early August is time frame.
- Design park with input from all stakeholders.

